

LITTLE BIRD QUICK START GUIDE

ATTENTION: PLEASE READ THE QUICK START GUIDE BEFORE USE

**ATTENTION: PRIÈRE DE LIRE LE GUIDE DE
DÉMARRAGE RAPIDE AVANT UTILISATION**

ATENCIÓN: LEA LA GUÍA DE INICIO RÁPIDO ANTES DE USARLO

**BEACHTUNG: VOR DEM GEBRAUCH BITTE DIE
SCHNELLSTARTANLEITUNG LESEN**

**ATTENZIONE: LEGGERE LA GUIDA DI AVVIAMENTO
RAPIDO PRIMA DEL USO**

OPGELET: VOOR HET GEBRUIK DE SNELSTARTGIDS LEZEN

**PERHATIAN: HARAP BACA PANDUAN MULAI CEPAT SEBELUM
MENGUNAKAN**

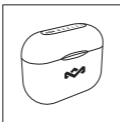
注意：ご使用前にクイックスタートガイドを必ずお読みください。

提示：使用前請閱讀快捷使用說明


주의：사용 전에 빠른 시작 가이드를 읽어 주십시오.



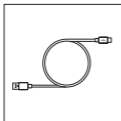
Little Bird Earbuds



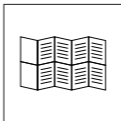
Charging Case



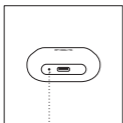
Eartips (3 Sizes)



USB-A to USB-C
Charging Cable

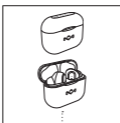


Quick Start
Guide

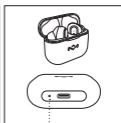


- RED
- ROJO
- ROUGE
- ROT
- ROSSO
- RÖD
- PIROS
- CZERNY
- КРАСНИЙ
- ROOD
- PUNAINEN
- RÖDZVZ
- RÖKKINÖ
- VERMELHO
- KIRMIZI
- 紅
- 赤
- 빨간

Case Charging
LED Indicator

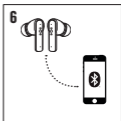
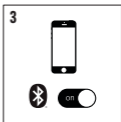
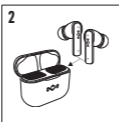
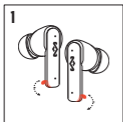


Earbud Charging
LED Indicator



- ☀️ ☀️ 1x = 1-25%
- ☀️ ☀️ ☀️ 2x = 26-50%
- ☀️ ☀️ ☀️ ☀️ 3x = 51-75%
- ☀️ ☀️ ☀️ ☀️ ☀️ 4x = 76-100%

Case Battery
LED Indicator

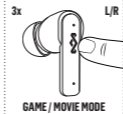
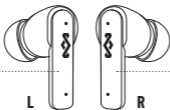


NOTE: Controls are similar for both
TWS Mode and Mono Mode

PRESS
LEFT TOUCH
SENSOR



DURING CALL



PAIR NEW DEVICE

PRESS
RIGHT TOUCH
SENSOR



DURING CALL



1. Initial Set Up:

- Open case
- Remove earbuds from case
- Remove paper film from bottom of earbuds
- Place earbuds in case and allow to charge for 15 minutes
- Remove earbuds from case
- Earbuds will automatically turn on and one side will rapid blink indicating earbuds are in pairing mode
- Add "Little Bird" into your devices Bluetooth settings

*Please note earbuds can be manually turned on and off without the case. When Earbuds are on, press and hold for 7 seconds to power off, press and hold 4 seconds to power on.

2. Battery Life:

Place or remove an earbud from the case, LED's on bottom of case will blink to indicate case battery life.

3. Powering on and Pairing:

- Remove Earbuds from the charging case they will automatically go into pairing mode.
- From the Bluetooth menu, select "Little Bird"
- After first pairing, earbuds will automatically pair with current device when removed from case

4. Unpairing from Device:

To unpair Earbuds from a device press button 5 times. The earbuds will unpair and then be ready to pair to another device.

5. Game/Movie Mode:

Tap either earbud 3 times to enter Game/Movie Mode. This mode improves the audio sync from your device and headphones making for a more enjoyable experience. Note: Battery life is decreased in this mode

6. Factory Reset:

- Tap 7 times on either earbud.
- Earbuds will flash 3 times white indicating they have been reset.
- Place back in case.

1. Configuration initiale:

- Ouvrez l'étui.
- Retirez les écouteurs de l'étui.
- Retirez le film en papier du bas des écouteurs.
- Placez les écouteurs dans l'étui

et chargez-les pendant 15 minutes.

- Retirez les écouteurs de l'étui.
- Les écouteurs s'allument automatiquement et un côté clignote rapidement, indiquant que les écouteurs sont en mode d'appairage.

• Ajoutez «Little Bird» dans les paramètres Bluetooth de votre appareil.

*Veuillez noter que les écouteurs peuvent être allumés et éteints manuellement sans l'étui. Une fois les écouteurs allumés, appuyez pendant 7 secondes sur le bouton pour les éteindre, appuyez et maintenez enfoncé 4 secondes pour allumer.

2. Durée de vie des piles:

Placez un écouteur dans l'étui ou retirez un écouteur de l'étui. Le témoin lumineux au bas de l'étui clignote pour indiquer la durée de vie des piles de l'étui.

3. Mise sous tension et appairage:

- Retirez les écouteurs de l'étui de charge, et ils passeront automatiquement en mode d'appairage.
- Dans le menu Bluetooth, sélectionnez «Little Bird».
- Après le premier appairage, les écouteurs s'appaireront automatiquement avec l'appareil lorsqu'ils sont retirés de l'étui.

4. Pour désappairer les écouteurs:

Appuyez 5 fois sur le bouton pour désappairer les écouteurs d'un appareil. Les écouteurs seront désappairés et prêts à être appairés à un autre appareil.

5. Mode Jeu/Film :

Appuyez 3 fois sur l'un des écouteurs pour accéder au mode Jeu/Film. Ce mode améliore la synchronisation audio de votre appareil et de vos écouteurs, pour une expérience plus agréable. Remarque : la durée de vie de la batterie est réduite dans ce mode

6. Réinitialisation aux valeurs d'usine:

- Tapez 7 fois sur l'un des écouteurs.
- Les écouteurs clignotent 3 fois en blanc pour indiquer qu'ils ont été réinitialisés.

- Remplacez-les dans l'étui.
-

1. Configuración inicial:

- Abra el estuche
- Saque los audífonos del estuche
- Retire el papel transparente de la parte inferior de los audífonos
- Coloque los audífonos en el estuche y póngalos a cargar durante 15 minutos
- Saque los audífonos del estuche
- Los audífonos se encenderán automáticamente y un lado parpadeará rápidamente, indicando que se encuentran en modo de vinculación
- Agregue "Little Bird" en la configuración Bluetooth de sus dispositivos.

*Observe que los audífonos pueden encenderse y apagarse manualmente sin el estuche. Cuando los audífonos estén encendidos, manténgalos presionados durante 7 segundos para apagarlos, o manténgalos presionados durante 4 segundos para encenderlos.

2. Duración de la batería:

Coloque o retire un audífono del estuche, los LED de la parte inferior del estuche parpadearán para indicar la duración de la batería del estuche.

3. Encendido y vinculación:

- Saque los audífonos del estuche de carga y pasarán automáticamente al modo de vinculación.
- Seleccione "Little Bird" en el menú Bluetooth
- Después de la primera vinculación, los audífonos se vincularán automáticamente con el dispositivo activo cuando se saquen del estuche.

4. Desvinculación del dispositivo:

Para desvincular los audífonos de un dispositivo, presione el botón 5 veces. Los audífonos se desvincularán y después estarán listos para vincularse con otro dispositivo.

5. Modo Juego/Película:

Toque cualquiera de los auriculares 3 veces para ingresar al modo Juego/Película. Este modo mejora la sincronización de audio desde

su dispositivo y auriculares, lo que hace que la experiencia sea más agradable. Nota: La duración de la batería disminuye en este modo.

6. Restablecimiento de fábrica:

- Toque 7 veces cualquiera de los auriculares.
 - Los audífonos parpadearán 3 veces con luz blanca indicando que se han restablecido.
 - Colóquelos de nuevo en el estuche.
-

1. Impostazione iniziale:

- Aprire la scatola
- Estrarre gli auricolari dalla scatola
- Rimuovere la pellicola di carta dal fondo degli auricolari
- Collocare gli auricolari nella scatola e lasciarli caricare per 15 minuti
- Estrarre gli auricolari dalla scatola
- Gli auricolari si accenderanno automaticamente e un lato lampeggerà rapidamente ad indicare che gli auricolari sono nella modalità di accoppiamento.
- Aggiungere "Little Bird" alle impostazioni Bluetooth del dispositivo

*Si noti che gli auricolari possono essere accesi e spenti manualmente senza la scatola. Quando gli auricolari sono accesi, mantenere premuto il pulsante per 7 secondi per spegnere, mantenerlo premuto per 4 secondi per accendere.

2. Durata della batteria:

Collocare un auricolare nella scatola o rimuoverlo dalla scatola. La spia LED sul fondo della scatola lampeggerà ad indicare la vita della batteria della scatola.

3. Accensione e accoppiamento:

- Estrarre gli auricolari dalla scatola di carica, entreranno automaticamente nella modalità di accoppiamento.
- Dal menu Bluetooth selezionare "Little Bird".
- Dopo il primo accoppiamento, gli auricolari si accoppieranno automaticamente al dispositivo corrente una volta estratti dalla scatola.

4. Disaccoppiamento dal dispositivo:

Per disaccoppiare gli auricolari da un dispositivo premere il pulsante 5 volte. Gli auricolari si disaccoppiano e sono pronti per l'accoppiamento a un altro dispositivo.

5. Modalità gioco/film:

Tocca uno degli auricolari 3 volte per accedere alla modalità Gioco/Film. Questa modalità migliora la sincronizzazione audio del dispositivo e delle cuffie, rendendo l'esperienza più piacevole. Nota: in questa modalità la durata della batteria diminuisce

6. Ripristino delle impostazioni predefinite:

- Toccare 7 volte uno o l'altro auricolare.
- Gli auricolari lampeggeranno 3 volte con una luce bianca per indicare che sono stati resettati.
- Collocare gli auricolari nella scatola

1. Ersteinrichtung

- Den Behälter öffnen
- Die Ohrhörer aus dem Behälter nehmen
- Die Papierfolie von der Unterseite der Ohrhörer abziehen
- Die Ohrhörer in den Behälter legen und 15 Minuten lang laden lassen
- Die Ohrhörer aus dem Behälter nehmen
- Die Ohrhörer werden automatisch eingeschaltet. Ein Ohrhörer blinkt schnell, um anzuzeigen, dass sich die Ohrhörer im Pairingmodus befinden
- „Little Bird“ den Bluetooth-Einstellungen Ihres Geräts hinzufügen

*Bitte beachten, dass die Ohrhörer ohne Behälter manuell ein- und ausgeschaltet werden können Wenn die Ohrhörer eingeschaltet sind, zum Ausschalten 7 Sekunden lang drücken und 4 Sekunden lang zum Einschalten drücken

2. Batterielebensdauer:

Einen Ohrhörer in den Behälter legen oder aus diesem herausnehmen. Die LEDs an der

Behälterunterseite blinken, um die Batterielebensdauer anzuzeigen

3. Einschalten und Pairing:

- Bei Nehmen der Ohrhörer aus dem Ladebehälter begeben sie sich automatisch in den Pairingmodus
- Im Bluetooth-Menü „Little Bird“ auswählen
- Nach dem ersten Pairing werden die Ohrhörer automatisch mit dem aktuellen Gerät gekoppelt, wenn sie aus dem Behälter genommen werden

4. Unpairing von Gerät:

Zum Unpairing der Ohrhörer von einem Gerät die Taste 5-mal drücken. Die Ohrhörer werden entkoppelt und können dann mit einem anderen Gerät gekoppelt werden.

5. Spiel-/Filmmodus:

Tippen Sie dreimal auf einen der Ohrhörer, um in den Spiele-/Filmmodus zu wechseln. Dieser Modus verbessert die Audiosynchronisierung zwischen Ihren Gerät und Ihren Kopfhörern und sorgt so für ein angenehmeres Erlebnis. Hinweis: In diesem Modus verkürzt sich die Akkulaufzeit

6. Werkseinstellungen:

- 7-mal einen der Ohrhörer antippen.
- Die Ohrhörer blinken 3-mal weiß, um anzuzeigen, dass sie zurückgestellt worden sind
- Wieder in den Behälter legen

1. Eerste installatie:

- Open de oplader
- Verwijder de oordopjes uit de oplader
- Verwijder de papieren folie van de onderkant van de oordopjes
- Plaats oordopjes in de oplader en laat ze gedurende 15 minuten opladen
- Verwijder de oordopjes uit de oplader
- De oordopjes worden automatisch ingeschakeld en één kant knippert snel om aan te geven dat de oordopjes zich in de koppelmodus bevinden
- Voeg "Little Bird" toe aan de Bluetooth-instellingen van uw apparaat

*Let op: de oordopjes kunnen handmatig worden in- en uitgeschakeld zonder de oplader. Als de oordopjes zijn ingeschakeld, houdt u ze gedurende 7 seconden ingedrukt om ze uit te schakelen en houdt u ze gedurende 4 seconden ingedrukt om ze in te schakelen.

2. Levensduur van de batterij:

Plaats of verwijder een oordopje uit de oplader, de LED's aan de onderkant van de oplader knipperen om de levensduur van de batterij aan te geven.

3. Inschakelen en koppelen:

- De oordopjes uit de oplader verwijderen en ze gaan automatisch in de koppelmodus.
- Selecteer "Little Bird" in het Bluetooth-menu.
- Na de eerste keer koppelen worden de oordopjes automatisch gekoppeld met het huidige apparaat wanneer ze uit de oplader worden verwijderd

4. Ontkoppelen van apparaat:

Druk 5 keer op de knop om de oordopjes te ontkoppelen van een apparaat. De oordopjes worden ontkoppeld en kunnen vervolgens worden gekoppeld aan een ander apparaat.

5. Spel-/filmmodus:

Tik drie keer op een van de oordopjes om de game-/filmmodus te openen. Deze modus verbetert de audiosynchronisatie van uw apparaat en hoofdtelefoon, wat zorgt voor een aangename ervaring. Opmerking: in deze modus wordt de levensduur van de batterij verkort

6. Fabrieksinstellingen instellen:

- Tik 7 keer op een van beide oordopjes
- Oordopjes gaan terug naar de koppelmodus
- Oordopjes knipperen 3 keer wit om aan te geven dat ze zijn gereset.
- Plaats terug in de oplader.

1. Pengaturan Awal:

- Buka casing
- Keluarkan earbud dari casing
- Lepas paper film dari bagian bawah earbud
- Letakkan earbud di dalam

casing dan biarkan terisi dayanya selama 15 menit

- Keluarkan earbud dari casing
- Earbud akan secara otomatis menyala dan satu sisi akan berkedip cepat yang menunjukkan bahwa earbud sedang dalam mode berpasangan
- Tambahkan "Little Bird" ke pengaturan Bluetooth perangkat Anda

*Harap diperhatikan bahwa earbud dapat dinyalakan dan dimatikan secara manual tanpa casing. Saat Earbud menyala, tekan dan tahan selama 7 detik untuk mematikan, tekan dan tahan 4 detik untuk menyalakan.

2. Masa Pakai Baterai:

Letakkan atau keluarkan earbud dari casing, LED di bagian bawah casing akan berkedip untuk menunjukkan masa pakai baterai casing.

3. Menyalakan dan Menasangkan:

- Keluarkan Earbud dari casing pengisian daya, lalu earbud akan secara otomatis masuk ke mode berpasangan.
- Dari menu Bluetooth, pilih "Little Bird"
- Setelah pemasangan pertama, earbud akan secara otomatis berpasangan dengan perangkat yang sekarang ketika dikeluarkan dari casing

4. Memisahkan dari Perangkat:

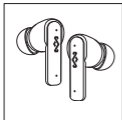
Untuk memisahkan Earbud dari perangkat, tekan tombol 5 kali. Earbud akan terpisah, kemudian siap untuk dipasangkan dengan perangkat lain.

5. Mode Permainan/Film:

Ketuk salah satu earbud 3 kali untuk masuk ke Mode Game/Film. Mode ini meningkatkan sinkronisasi audio dari perangkat dan headphone Anda sehingga menghasilkan pengalaman yang lebih menyenangkan. Catatan: Masa pakai baterai berkurang dalam mode ini

6. Reset Pabrik:


- Ketuk 7 kali pada salah satu earbud
- Earbud akan berkedip putih 3 kali, yang menunjukkan bahwa earbud sudah direset.
- Letakkan kembali di dalam casing.



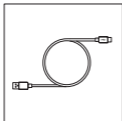
Little Bird 이어폰



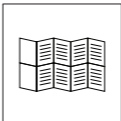
여행용 케이스



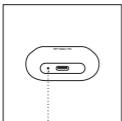
이어팁 (3가지 크기)



USB-A ~ USB-C 충전
케이블

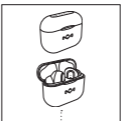


간단사용설명서

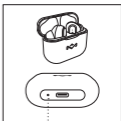


- White
- Blanco
- Blanc
- Weiß
- BIANCA
- Hvit
- Fehér
- Biały
- БЕЛЫЙ
- Mit
- Valkoinen
- Vit
- Jasny
- Branco
- Beyaz
- 白色的
- 白い
- 화양

케이스 충전
LED 표시기

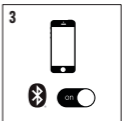
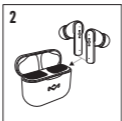
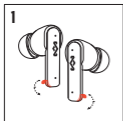


이어버드 충전
LED 표시기

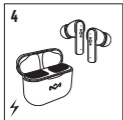


- ☀️☀️ 1x = 1-25%
- ☀️☀️☀️ 2x = 26-50%
- ☀️☀️☀️☀️ 3x = 51-75%
- ☀️☀️☀️☀️☀️ 4x = 76-100%

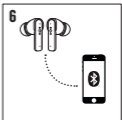
케이스 배터리
LED 표시기



Bluetooth® 켜짐



"Little Bird" 을 선택합니다

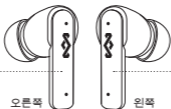


연결됨



참고: 컨트롤은 둘 다 비슷합니다
TWS 및 모노 모드

누르다
왼쪽 터치
감지기



누르다
오른쪽 터치
감지기



전화 동안



3x 왼쪽 / 오른쪽



게임 / 영화 모드



새 장치 페어링
빠른 시작 가이드



전화 동안



1. 초기 설정:

- 케이스를 엽니다.
- 케이스에서 이어폰을 꺼냅니다.
- 이어폰 하단에서 종이 필름을 제거합니다.
- 이어폰을 케이스에 넣고 15분 동안 충전합니다.
- 케이스에서 이어폰을 꺼냅니다.
- 이어폰이 자동으로 켜지고 한쪽이 빠르게 깜박이며 이어폰이 페어링 모드임을 나타냅니다.
- 기기 Bluetooth 설정에 "Little Bird"를 추가합니다.

*이어폰은 케이스 없이 직접 켜고 끌 수 있습니다. 이어폰이 켜져 있을 때 7초 동안 길게 누르면 전원이 꺼지고 4초 동안 길게 누르면 전원이 켜집니다.

2. 배터리 수명:

이어폰을 케이스에 넣거나 빼면 케이스 하단의 LED가 깜박이며 케이스 배터리 수명을 나타냅니다.

3. 전원 켜기 및 페어링:

- 충전 케이스에서 이어폰을 꺼내면 이어폰이 자동으로 페어링 모드로 전환됩니다.
- Bluetooth 메뉴에서 "Little Bird"를 선택합니다.
- 처음 페어링한 후 이어폰을 케이스에서 꺼내면 현재 기기와 자동으로 페어링됩니다.

4. 기기에서 페어링 해제:

기기에서 이어폰의 페어링을 해제하려면 버튼을 5회 누릅니다. 이어폰의 페어링이 해제되고 다른 기기와 페어링할 준비가 됩니다.

5. 게임/영화 모드:

게임/영화 모드로 들어가려면 이어버드를 3번 탭하세요. 이 모드는 장치와 헤드폰의 오디오 동기화를 개선하여 보다 즐거운 경험을 제공합니다. 참고: 이 모드에서는 배터리 수명이 줄어듭니다.

6. 공장 초기화:

- 한쪽 이어폰을 7회 누릅니다.
- 이어폰이 흰색으로 3회 깜박이며 초기화되었음을 나타냅니다.
- 케이스에 이어폰을 다시 넣습니다.

1. 처음의 사용 전에

- 케이스를 엽니다.
- 이어폰을 케이스에서 꺼냅니다.
- 이어폰 하단의 필름을 제거합니다.
- 이어폰을 케이스에 넣고 15분 동안 충전합니다.
- 이어폰을 케이스에서 꺼냅니다.
- 이어폰은 자동으로 켜지며, 한쪽이 빠르게 깜박이며 이어폰이 페어링 모드임을 나타냅니다.
- お使い의 Bluetooth의 설정에 "Little Bird"를 추가합니다.

*이어폰은, 케이스를 사용하지 않아도 온·오프 가능합니다. 이어폰이 온의 경우는, 7초간 길게 누르면 오프가 됩니다. 오프의 경우는, 4초간 길게 누르면 온이 됩니다.

2. 배터리의 잔량:

이어폰을 케이스에 넣거나 빼면 케이스 하단의 LED가 점멸하여 충전 상태를 표시합니다.

3. 전원 온과 페어링:

- 이어폰은, 충전 케이스에서 꺼내면 자동으로 페어링 모드로 됩니다.
- Bluetooth 메뉴에서 "Little Bird"를 선택합니다.
- 페어링이 종료되면, 이후 이어폰을 케이스에서 꺼내면 자동으로 현재 기기와 페어링됩니다.

4. 페어링의 해제

• 페어링을 해제するには, 버튼을 5회 누릅니다. 이어폰의 페어링이 해제되며, 다른 기기와 페어링할 준비가 됩니다.

5. 게임/ムービーモード:

どちらかのイヤホンを 3回タップして、ゲーム/ムービーモードに入ります。このモードでは、デバイスとヘッドホンからのオーディオ同期が向上し、より楽しい体験が可能になります。注: このモードではバッテリー寿命が短くなります。

6.工場出荷時設定へのリセット:

- 左右いずれかのイヤホンを 7回タップします。
- イヤホンが白色で 3回点滅し、リセットされたことを表示します。
- イヤホンをケースに戻します。

1 初始設定：

- 打開充電盒
- 取出耳機
- 移去耳機底部的紙膜
- 將耳機放回盒中，充電15分鐘
- 取出耳機
- 兩個耳機即時啟動。其中一個快閃，表示耳機在配對模式
- 把Little Bird加入到設備的藍牙選擇裡

* 請注意：可以手動啟動和關閉耳機而無需將耳機放入盒內 當耳機啟動後，按壓7秒將關閉耳機。再按壓4秒，將啟動耳機。

2 電池電量：

當放入或取出耳機時，充電盒底部的LED將閃爍，指示充電盒的電量。

3 充電和配對：

- 將耳機取出充電盒時，耳機自動進入配對模式。
- 在藍牙菜單中選取「Little Bird」。
- 第一次配對後，再次從盒內取出耳機時，耳機將自動與該設備配對。

4 斷開配對：

欲斷開與某設備的配對，按鍵 5 次。
耳機隨後與該設備斷開並隨時可以配對其它設備。

5. 遊戲/電影模式：

點擊任一耳塞 3 次即可進入遊戲/電影模式。此模式可改善設備和耳機的音頻同步，帶來更愉快的體驗。注意：此模式下電池壽命會縮短

6 出廠重置：

- 點擊任一耳機7次
 - 耳機將閃爍 3 次白光，表示已被重置。
 - 將耳機放入盒中。
-

Full instruction and warranty details can be found at

<https://www.thehouseofmarley.com/customer-support/instruction-books>

Para obtener libro de instrucciones, detalles de garantía y excepciones, visite

<https://www.thehouseofmarley.com/customer-support/instruction-books>

Pour les informations complètes et les exceptions, rendezvous sur

<https://www.thehouseofmarley.com/customer-support/instruction-books>

Weitere Informationen und Ausnahmen erhalten Sie hier

<https://www.thehouseofmarley.com/customer-support/instruction-books>

Per maggiori informazioni visitare il sito

<https://www.thehouseofmarley.com/customer-support/instruction-books>

Komplette anvisninger og oplysninger om garanti kan findes på

<https://www.thehouseofmarley.com/customer-support/instruction-books>

Teljes útmutató és garancianyilatkozat

<https://www.thehouseofmarley.com/customer-support/instruction-books>

Pełna instrukcja i warunki gwarancji są dostępne na stronie

<https://www.thehouseofmarley.com/customer-support/instruction-books>

Úplné pokyny a detaily záruky nájdete na

<https://www.thehouseofmarley.com/customer-support/instruction-books>

Правила и условия гарантии полностью изложены по адресу

<https://www.thehouseofmarley.com/customer-support/instruction-books>

De volledige handleiding en garantiegegevens kunnen hier worden gevonden

<https://www.thehouseofmarley.com/customer-support/instruction-books>

Fullstendige instruksjoner og garantidetaljer kan finnes på

<https://www.thehouseofmarley.com/customer-support/instruction-books>

Täydelliset ohjeet ja takuu löytyvät osoitteesta

<https://www.thehouseofmarley.com/customer-support/instruction-books>

Fullständiga instruktioner och garantiinformation finns på

<https://www.thehouseofmarley.com/customer-support/instruction-books>

Μπορείτε να βρείτε πλήρεις οδηγίες και λεπτομέρειες για την εγγύηση στη διεύθυνση

<https://www.thehouseofmarley.com/customer-support/instruction-books>

Instruções completas e informações da garantia podem encontrar-se em

<https://www.thehouseofmarley.com/customer-support/instruction-books>

Talimat ve garanti detaylarının tamamına adresinden erişilebilir

<https://www.thehouseofmarley.com/customer-support/instruction-books>

如需查看完整说明和质保详情，请访问

<https://www.thehouseofmarley.com/customer-support/instruction-books>

如需完整說明與保固詳情，請瀏覽

<https://www.thehouseofmarley.com/customer-support/instruction-books>

取扱説明書の全文および保証内容の詳細は、

<https://www.thehouseofmarley.com/customer-support/instruction-books>

をご覧ください。

자세한 설명과 품질보증서 세부사항은

<https://www.thehouseofmarley.com/customer-support/instruction-books>

에서 확인할 수 있습니다.

<https://www.thehouseofmarley.com/customer-support/instruction-books>

COMPLIANCE INFO

Conformité / Conformidad / Beachtung / Conformità /
Nalevingsinformatie / 合規情報 / 규정 준수 정보 / コンプライ
アンス情報

LITTLE BIRD

READ ALL INSTRUCTIONS BEFORE USE AND SAVE THESE INSTRUCTIONS FOR FUTURE REFERENCE.

This equipment has been tested and found to comply with the limits for a Class B digital device, pursuant to part 15 of the FCC Rules. These limits are designed to provide reasonable protection against harmful interference in a residential installation. This equipment generates, uses, and can radiate radio frequency energy and, if not installed and used in accordance with the instructions, may cause harmful interference to radio communications. However, there is no guarantee that interference will not occur in a particular installation. If this equipment does cause harmful interference to radio or television reception, which can be determined by turning the equipment off and on, the user is encouraged to try to correct the interference by one or more of the following measures:

- Reorient or relocate the receiving antenna.
- Increase the separation between the equipment and receiver.
- Connect the equipment into an outlet on a circuit different from that to which the receiver is connected.
- Consult the dealer or an experienced radio/TV technician for help.

This device contains licence-exempt transmitter(s)/receiver(s) that comply with Innovation, Science and Economic Development Canada's licence-exempt RSS(s) and Part 15 of the FCC Rules. Operation is subject to the following two conditions:

- (1) This device may not cause interference.
- (2) This device must accept any interference, including interference that may cause undesired operation of the device.

FCC RF EXPOSURE STATEMENT:

This transmitter must not be co-located or operating in conjunction with any other antenna or transmitter. This device complies with FCC radiation exposure limits set forth for an uncontrolled environment.


CAUTION!

Any changes or modifications not expressly approved by the party responsible for compliance could void the user's authority to operate the equipment.

BATTERY REPLACEMENT STATEMENT IN EUROPE


Your Little Bird includes a rechargeable battery designed to last the lifetime of the product. In the unlikely event that you should require a replacement battery, please contact Consumer Relations who will supply details of the warranty and out-of-warranty replacement battery service.

BATTERY DIRECTIVE

 This symbol indicates that batteries must not be disposed of in the domestic waste as they contain substances which can be damaging

to the environment and health. Please dispose of batteries in designated collection points.

WEEE EXPLANATION

 This marking indicates that this product should not be disposed with other household wastes throughout the EU. To prevent possible harm to the environment or human health from uncontrolled waste disposal, recycle it responsibly to promote the sustainable reuse of material resources.

Hereby, FKA Brands Ltd, declares that this radio equipment is in compliance with the essential requirements and other relevant provisions of Directive 2014/53/EU. A copy of the Declaration of Conformity can be obtained from

www.thehouseofmarley.co.uk/declaration-of-conformity

FR LITTLE BIRD

LIRE TOUTES LES INSTRUCTIONS AVANT UTILISATION. LES CONSERVER POUR POUVOIR LES CONSULTER ULTÉRIEUREMENT.

DÉCLARATION ISEDC

L'ÉMETTEUR/RÉCEPTEUR EXEMPT DE LICENCE CONTENU DANS LE PRÉSENT APPAREIL EST CONFORME AUX CNR D'INNOVATION, SCIENCES ET DÉVELOPPEMENT ÉCONOMIQUE CANADA APPLICABLES AUX APPAREILS RADIO EXEMPTS DE LICENCE. L'EXPLOITATION EST AUTORISÉE AUX DEUX CONDITIONS SUIVANTES :


- (1) L'APPAREIL NE DOIT PAS PRODUIRE DE BROUILLAGE;
- (2) L'APPAREIL DOIT ACCEPTER TOUT BROUILLAGE RADIOÉLECTRIQUE SUBI, MÊME SI LE BROUILLAGE EST SUSCEPTIBLE D'EN COMPROMETTRE LE FONCTIONNEMENT.

DÉCLARATION D'IC SUR L'EXPOSITION AUX RADIATIONS: CET ÉQUIPEMENT EST CONFORME AUX LIMITES D'EXPOSITION AUX RADIATIONS DÉFINIES PAR LE CANADA POUR DES ENVIRONNEMENTS NON CONTRÔLÉS. CET ÉMETTEUR NE DOIT PAS ÊTRE INSTALLÉ AU MÊME ENDROIT NI UTILISÉ AVEC UNE AUTRE ANTENNE OU UN AUTRE ÉMETTEUR.


REPLACEMENT DES PILES

Votre enceinte Little Bird comprend une batterie rechargeable conçue pour durer aussi longtemps que le produit. Dans le cas improbable où vous seriez obligé de recourir à une batterie de rechange, veuillez contacter le Service Clientèle qui vous informera sur la garantie de votre produit et le remplacement hors garantie.

DIRECTIVE RELATIVE AUX PILES ET AUX ACCUMULATEURS

 Ce symbole indique que les piles et les accumulateurs ne doivent pas être jetés avec les déchets ménagers car ils contiennent des substances pouvant être préjudiciables pour la santé humaine et l'environnement. Veuillez utiliser les points de collecte mis à disposition pour vous débarrasser des piles et accumulateurs usagés.

EXPLICATION WEEE

 Le symbole indique que le produit ne doit pas être éliminé avec les autres déchets ménagers dans toute l'Union Européenne. L'élimination incontrôlée des déchets pouvant porter préjudice à l'environnement ou à la santé humaine, veuillez le recycler de façon

responsable. Vous favoriserez ainsi la réutilisation durable des ressources matérielles.

FKA Brands Ltd déclare par la présente que cet équipement radio est conforme aux exigences essentielles et autres dispositions pertinentes de la Directive 2014/53/EU. Pour obtenir un exemplaire de la Déclaration de conformité, s'adresser à

www.thehouseofmarley.co.uk/declaration-of-conformity


NL LITTLE BIRD

ALLE INSTRUCTIES LEZEN ALVORENS HET PRODUCT IN GEBRUIK TE NEMEN. DEZE INSTRUCTIES ZORGVULDIG BEWAREN.



BATTERIJEN VERVANGEN

De Little Bird komt met een oplaadbare batterij die is ontworpen om net zolang als het product zelf mee te gaan. In het onwaarschijnlijke geval dat u een nieuwe batterij nodig hebt, kunt u contact opnemen met de klantendienst. De medewerkers van de klantendienst zullen u dan informatie geven over het vervangen van batterijen, al dan niet uit hoofde van garantie.

RICHTLIJN INZAKE BATTERIJEN

 Dit symbool betekent dat batterijen niet met het huisvuil weggeworpen mogen worden, omdat ze stoffen bevatten die schadelijk kunnen zijn voor het milieu en de gezondheid. Lever batterijen op een aangewezen inzamelpunt in.

UITLEG OVER AEEA

 Deze markering geeft aan dat dit product binnen de EU niet met  ander huisvuil mag worden weggeworpen. Om eventuele schade aan het milieu of de menselijke gezondheid door het ongecontroleerd wegwerpen van afval te voorkomen, dient dit apparaat op verantwoorde wijze gerecycled te worden om duurzaam hergebruik van materiaalbronnen te bevorderen.

Hierbij verklaart FKA Brands Ltd. dat deze radioapparatuur voldoet aan de essentiële vereisten en andere relevante voorschriften van Directive 2014/53/EU. Een kopie van de conformiteitsverklaring kan worden verkregen via www.thehouseofmarley.co.uk/declaration-of-conformity

IT LITTLE BIRD

LEGGERE INTEGRALMENTE LE PRESENTI ISTRUZIONI PRIMA DELL'USO. CONSERVARE LE PRESENTI ISTRUZIONI PER CONSULTAZIONI SUCCESSIVE.

SOSTITUZIONE DELLA BATTERIA



Il tuo sistema Little Bird include una batteria ricaricabile la cui durata corrisponde alla vita utile del prodotto. Nella remota eventualità che ti occorra una batteria di ricambio, contatta il Servizio Clienti che ti fornirà i dettagli del servizio relativo alla batteria sostitutiva in garanzia e non in garanzia.

DIRETTIVA RELATIVA ALLE BATTERIE

 Questo simbolo indica che le batterie devono essere smaltite separatamente dai rifiuti domestici poiché contengono sostanze

potenzialmente nocive per l'ambiente e la salute umana. Smaltire le batterie negli appositi centri di raccolta.

SPIEGAZIONE DIRETTIVA RAEE

 Questo simbolo indica che il prodotto non deve essere smaltito  assieme agli altri rifiuti domestici in tutti i Paesi dell'Unione Europea. Al fine di evitare un eventuale danno ambientale e alla salute umana derivante dallo smaltimento dei rifiuti non controllato, riciclare il prodotto in maniera responsabile per promuovere il riutilizzo sostenibile delle risorse materiali.

Con la presente, FKA Brands Ltd dichiara che l'apparecchiatura radio in oggetto è conforme ai requisiti essenziali e ad altre disposizioni pertinenti della Direttiva 2014/53/EU. È possibile richiedere una copia della Dichiarazione di conformità scrivendo all'indirizzo www.thehouseofmarley.co.uk/declaration-of-conformity


SP LITTLE BIRD

LEA TODAS LAS INSTRUCCIONES ANTES DE USAR. GUARDE ESTAS INSTRUCCIONES PARA REFERENCIA FUTURA.



REEMPLAZO DE BATERÍAS

Su Little Bird incluye una batería recargable diseñada para funcionar durante la vida útil del producto. En el improbable caso de que necesite un reemplazo de batería, comuníquese con Servicios al Cliente, donde le suministrarán los detalles del servicio de reemplazo de baterías con garantía y sin garantía.

DIRECTIVA RELATIVA A LAS PILAS

 Este símbolo indica que las pilas no se deben eliminar con la basura doméstica ya que contienen sustancias que pueden ser perjudiciales para el medio ambiente y la salud. Deshágase de las pilas en los puntos de recogida que existen para ese fin.

EXPLICACIÓN RAEE

 Este símbolo indica que este artículo no se debe tirar a la basura  con otros residuos domésticos en ningún lugar de la UE. A fin de prevenir los efectos perjudiciales que la eliminación sin control de los residuos puede tener sobre el medio ambiente o la salud de las personas, le rogamos que los recicle de forma responsable para fomentar la reutilización sostenible de los recursos materiales.

Por la presente, FKA Brands Ltd declara que este dispositivo de radio está en conformidad con los requisitos esenciales y otras disposiciones relevantes de la directiva 2014/53/EU. Si desea una copia de la declaración de conformidad, solicítela a www.thehouseofmarley.co.uk/declaration-of-conformity

FIN LITTLE BIRD


LUE KAIKKI OHJEET ENNEN KÄYTTÖÄ. SÄILYTÄ NÄMÄ OHJEET TULEVAA TARVETTA VARTEN. TÄRKEÄT VAROTOIMENPITEET:

AKUN VAIHTO


Little Bird -kaiuttimessa on ladattava akku, joka on suunniteltu kestävään yhtä pitkään kuin itse kaiutin. Jos akku kuitenkin täytyy

vaihtaa, ota yhteyttä asiakaspalveluun, mistä saat tiedot takuun piiriin kuuluvan akun ja takuun ulkopuolisen akun korvaavasta toimituspalvelusta.

AKKUJA KOSKEVA DIREKTIIVI

 Tämä symboli tarkoittaa, että akkuja ei saa hävittää talousjätteiden mukana, koska ne sisältävät aineita, jotka voivat olla vahingollisia ympäristölle ja terveydelle. Vie akut niille tarkoitettuihin keräyspisteisiin.

WEEE-SELITYS

 Tämä merkki tarkoittaa, että tätä tuotetta ei saa hävittää muiden talousjätteiden mukana missään EU-maassa. Kontrolloimattomasta jätteiden hävittämisestä mahdollisesti aiheutuvien ympäristöhaittojen tai terveysvaarojen estämiseksi hävitä tämä tuote vastuullisesti edistääksesi materiaalivarojen uudelleenkäyttöä.

FKA Brands Ltd. vakuuttaa, että tämä radiolaite on direktiivin 2014/53/EU vaatimusten ja muiden siihen liittyvien säädösten mukainen. Kopion vaatimustenmukaisuusvakuutuksesta voi tilata lähettämällä sähköpostia osoitteeseen www.thehouseofmarley.co.uk/declaration-of-conformity


DE LITTLE BIRD

LESEN SIE SICH VOR DER BENUTZUNG ALLE HINWEISE GUT DURCH. BEWAHREN SIE DIESE HINWEISE GUT AUF.


BATTERIEWECHSEL

Ihr Little Bird enthält eine wiederaufladbare Batterie, die für die gesamte Lebensdauer der Lautsprecher halten sollte. In dem unwahrscheinlichen Fall, dass Sie die Batterie ersetzen müssen, wenden Sie sich bitte an unseren Kundendienst, der Sie über die Einzelheiten zum Ersatz der Batterie im Garantiefall und außerhalb der Garantie informieren wird.

BATTERIE RICHTLINIE

 Dieses Symbol weist darauf hin, dass die Batterien nicht mit dem gewöhnlichen Hausmüll entsorgt werden dürfen, da sie Stoffe enthalten, die sich auf Umwelt und Gesundheit schädlich auswirken können. Entsorgen Sie die Batterien bitte an den hierfür vorgesehenen Sammelstellen.

WEEE-ERKLÄRUNG

 Diese Kennzeichnung weist darauf hin, dass dieses Produkt innerhalb der EU nicht mit anderem Hausmüll entsorgt werden soll. Damit durch unkontrollierte Abfallentsorgung verursachte mögliche Umwelt- oder Gesundheitsschäden verhindert werden können, entsorgen Sie dieses Produkt bitte ordnungsgemäß und fördern Sie damit eine nachhaltige Wiederverwendung der Rohstoffe. Hiermit erklärt die FKA Brands Ltd., dass dieses Funkgerät in Übereinstimmung mit den wesentlichen Anforderungen und anderen entsprechenden Bestimmungen der Richtlinie 2014/53/EU geliefert wird. Eine Kopie der Konformitätserklärung ist über www.thehouseofmarley.co.uk/declaration-of-conformity


TR LITTLE BIRD

KULLANMADAN ÖNCE TÜM TALİMATLARI OKUYUN. BU TALİMATLARI DAHA SONRA BAŞVURMAK ÜZERE SAK.


PIL DEĞİŞTİRME

Little Bird'ınızda, ürünün ömrü boyunca yetecek şekilde tasarlanmış şarj edilebilir pil bulunmaktadır. Pili değiştirmenizin gerekmesi durumunda, lütfen, size garanti kapsamı ve garanti kapsamı dışında olan pil değiştirme hizmet detaylarını verecek Müşteri Hizmetleriyle temasa geçin.

PIL DIREKTİFİ

 Bu sembol, çevreye ve sağlığa karşı zararlı olabilen maddeler içerebileceği için pillerin ev atığıyla atılmaması gerektiği gösterir. Lütfen, pilleri belirtilen toplama noktalarına atın.

WEEE AÇIKLAMASI

 Bu işaret bu ürünün AB genelinde diğer ev atıklarıyla birlikte atılmaması gerektiğini belirtir. Kontrolsüz atığın çevre veya insan sağlığına olası zararları engellemek için sorumlu bir şekilde geri dönüştürülmesini ve malzeme kaynaklarının sürdürülebilir şekilde yeniden kullanılmasını sağlayın.

İş bu vesileyle, FKA Brands Ltd, bu telsiz ekipmanının 2014/53/EU Yönergesinin temel gereksinimleri ve diğer ilgili hükümleriyle uyumlu olduğunu beyan eder. Uygunluk Beyanı'nın bir kopyası

www.thehouseofmarley.co.uk/declaration-of-conformity


SV LITTLE BIRD

LÄS ALLA INSTRUKTIONERNA FÖRE ANVÄNDNING. SPARA DESSA INSTRUKTIONER FÖR FRAMTIDA REFERENS.


BYTE AV BATTERI

Din Little Bird inkluderar ett återuppladdningsbart batteri som är designat att vara under produktens livslängd. Om du osannolikt skulle behöva byta batteriet, kontakta kundtjänst som kommer att ge dig information om garantin och batteribytetjänst utanför garantin.

BATTERIFÖRESKRIFT

 Denna symbol indikerar att batterier inte får avyttras bland hushållssopor eftersom de innehåller substanser som kan skada miljön och hälsan. Avyttra batterier endast vid designerade samlingspunkter.

WEEE-FÖRKLARING

 Denna markering indikerar att denna produkt inte får avyttras med annat hushållsavfall inom EU. För att förhindra möjlig skada på miljö eller person från okontrollerat avfallsavyttrande, återvinn på ansvarsfullt vis för att främja det fortsatta återanvändandet av materialresurser.

Härmed deklarerar FKA Brands Ltd att denna radioutrustning är förenlig med nödvändiga krav och andra relevanta bestämmelser i direktivet 2014/53/EU. En kopia av förenlighetsdeklarationen kan erhållas från www.thehouseofmarley.co.uk/declaration-of-conformity

RU LITTLE BIRD


ПРОЧИТАЙТЕ ВСЕ ИНСТРУКЦИИ ПЕРЕД ИСПОЛЬЗОВАНИЕМ. СОХРАНИТЕ ЭТИ ИНСТРУКЦИИ ДЛЯ ДАЛЬНЕЙШЕГО ИСПОЛЬЗОВАНИЯ.

ЗАМЕНА БАТАРЕЙКИ

Динамик Little Bird содержит аккумулятор, срок службы которого

соответствует сроку службы продукта. Если возникнет необходимость в замене аккумулятора, что маловероятно, обратитесь в службу поддержки. Ее персонал предоставляет гарантийное обслуживание и осуществляет замену аккумуляторов (на замену аккумуляторов действие гарантии не распространяется).

ИНСТРУКЦИИ К БАТАРЕЯМ

 Данный символ означает, что батареи не следует утилизировать совместно с бытовым мусором, поскольку они содержат вещества, способные нанести вред окружающей среде и здоровью. Утилизируйте батареи в специально предназначенных для этого приемных пунктах.

ПОЯСНЕНИЕ WEEE

 Данная маркировка означает, что в странах Европы не допускается утилизировать прибор вместе с другими бытовыми отходами. Чтобы не нанести ущерба окружающей среде и здоровью населения в результате неверной утилизации отходов, прибор следует сдать на переработку, чтобы обеспечить экологичное повторное использование материальных ресурсов. Компания FKA Brands Ltd настоящим подтверждает соответствие данного радиооборудования основным требованиям и другим применимым положениям Директивы 2014/53/EU. Копия Декларации соответствия можно получить по электронному адресу: www.thehouseofmarley.co.uk/declaration-of-conformity


DK LITTLE BIRD

LÆS HELE VEJLEDNINGEN IGennem FØR BRUG. GEM DENNE VEJLEDNING TIL SENERE BRUG.


UDSKIFTNING AF BATTERI

Din Little Bird indeholder et genopladeligt batteri, som er beregnet til at vare hele produktets levetid. Hvis det usandsynlige skulle ske, og du har brug for et nyt batteri, bedes du kontakte Kundeservice, som kan informere dig om udskiftning af batteri, både så længe garantien gælder og senere.

BATTERIDIREKTIV

 Dette symbol indikerer, at batterier ikke må bortskaffes med husholdningsaffald, da de indeholder stoffer, der kan være miljø- og helbreds-skadelige. Bortskaf venligst batterier på udpegede indsamlingssteder.

WEEE FORKLARING

 Denne afmærkning angiver, at dette produkt ikke må bortskaffes med andet husholdningsaffald inden for EU. For at forhindre mulig skade for miljøet eller menneskers sundhed på grund af ukontrolleret affaldsbortskaffelse, skal det genanvendes på ansvarlig vis for at fremme den bæredygtige genanvendelse af materielle ressourcer. FKA Brands Ltd erklærer hermed, at dette radioudstyr efterlever de essentielle krav og andre relevante bestemmelser i Direktiv 2014/53/EU. En kopi af Overensstemmelseserklæringen kan fås hos www.thehouseofmarley.co.uk/declaration-of-conformity

NO LITTLE BIRD


LES ALLE INSTRUSJONENE FØR BRUK. TA VARE PÅ DISSE

INSTRUKSJONENE FOR FREMTIDIG REFERANSE.


SKIFTE BATTERI

Little Bird enheten din har et oppladbart batteri som er konstruert for å vare like lenge som produktet. Skulle det uforutsette skje at du trenger et nytt batteri, ta kontakt med kundetjenesten som vil gi deg informasjon om garantien og utskifting-service for batteri når garantien har utgått.

BATTERIDIREKTIV

 Dette symbolet indikerer at batteriene ikke må kastes sammen med vanlig husholdningsavfall da de inneholder substanser som kan skade miljøet og helsen. Vær vennlig å kaste batterier i angitte oppsamlingspunkter.

WEEE FORKLARING

 Denne merkingen indikerer at innen EU skal dette produktet ikke kastes sammen med annet husholdningsavfall. For å forebygge mulig skade på miljøet eller menneskelig helse forårsaket av ukontrollert avfallstømming, skal produktet gjenvinnes ansvarlig for å støtte holdbar gjenbruk av materialressurser.

FKA Brands Ltd, erklærer herved at dette radioutstyret samsvarer med nødvendige krav og andre relevante forholdsregler i direktiv 2014/53/EU. En kopi av konformitetserklæringen er tilgjengelig fra www.thehouseofmarley.co.uk/declaration-of-conformity


EL LITTLE BIRD

ΔΙΑΒΑΣΤΕ ΟΛΕΣ ΤΙΣ ΟΔΗΓΙΕΣ ΠΡΙΝ ΤΗ ΧΡΗΣΗ. ΦΥΛΑΞΤΕ ΑΥΤΕΣ ΤΙΣ ΟΔΗΓΙΕΣ ΓΙΑ ΜΕΛΛΟΝΤΙΚΗ ΑΝΑΦΟΡΑ.


ΑΝΤΙΚΑΤΑΣΤΑΣΗ ΜΠΑΤΑΡΙΑΣ

Το ηχείο Little Bird περιλαμβάνει μια επαναφορτιζόμενη μπαταρία ειδικά σχεδιασμένη ώστε να διαρκεί για όλη την ωφέλιμη ζωή του προϊόντος. Στην απίθανη περίπτωση που θα χρειαστείτε μπαταρία αντικατάστασης, επικοινωνήστε με την Εξυπηρέτηση Πελατών, η οποία θα σας δώσει λεπτομέρειες για αντικατάσταση της μπαταρίας εντός και εκτός εγγύησης.

ΟΔΗΓΙΑ ΓΙΑ ΤΙΣ ΜΠΑΤΑΡΙΕΣ

 Το σύμβολο αυτό υποδεικνύει ότι οι μπαταρίες δεν πρέπει να απορρίπτονται μαζί με οικιακά απορρίμματα, καθώς περιέχουν ουσίες που μπορεί να είναι επιβλαβείς για το περιβάλλον και την υγεία. Απορρίψτε τις μπαταρίες στα καθορισμένα σημεία συλλογής.

ΕΠΕΞΗΓΗΣΗ ΑΗΘΕ

 Αυτή η σήμανση επισημαίνει ότι αυτό το προϊόν δεν πρέπει να απορρίπτεται με άλλα οικιακά απόβλητα σε όλη την ΕΕ. Για να μην προκληθεί ζημιά στο περιβάλλον ή στην υγεία λόγω μη ελεγχόμενης απόρριψης αποβλήτων, ανακυκλώστε το υπεύθυνα, προάγοντας τη βιώσιμη επαναχρησιμοποίηση των υλικών πόρων.

Με το παρόν, η FKA Brands Ltd δηλώνει ότι αυτός ο ασύρματος εξοπλισμός συμμορφώνεται με τις ουσιαστικές απαιτήσεις και τις άλλες σχετικές προβλέψεις της Οδηγίας 2014/53/ΕΕ. Μπορείτε να αποκτήσετε ένα αντίγραφο της Δήλωσης Συμμόρφωσης αν επικοινωνήσετε με τη διεύθυνση www.thehouseofmarley.co.uk/declaration-of-conformity


CZ LITTLE BIRD

PŘED POUŽITÍM ZAŘÍZENÍ SI PŘEČTĚTE VŠECHNY POKYNY. POKYNY USCHOVEJTE PRO BUDOUCÍ NAHLÉDNUTÍ.


VÝMĚNA BATERIE

Jednotka Little Bird obsahuje nabíjecí baterii, která by měla být funkční po celou dobu životnosti produktu. Pokud by však bylo třeba baterii vyměnit, kontaktujte zákaznickou službu, která vám poskytne podrobné informace o záruční a mimozáruční výměně baterie.

POKYNY K BATERII

 Tento symbol znamená, že baterie nesmí být likvidována vyhozením do domácího odpadu, protože obsahuje látky, jež mohou poškodit životní prostředí a zdraví. Za účelem likvidace baterii odevzdejte na určeném sběrném místě.

VYSVĚTLENÍ OEEZ

 Tato značka udává, že výrobek nesmí být na území EU vyhazován s běžným domácím odpadem. Pro prevenci možného znečištění životního prostředí a újmě na zdraví osob nekontrolovaným odpadem recyklujte výrobek odpovědným způsobem.

Společnost FKA Brands Ltd tímto prohlašuje, že toto rádiové vybavení je ve shodě se základními požadavky a dalšími relevantními ustanoveními směrnice 2014/53/EU. Kopii prohlášení o shodě získáte na adrese www.thehouseofmarley.co.uk/declaration-of-conformity


HU LITTLE BIRD

HASZNÁLAT ELŐTT OLVASSA EL AZ UTASÍTÁSOKAT, ÉS A KÉSŐBBI HASZNÁLATHOZ TEGYE EL EZEKET.


AZ AKKUMLÁTOR CSERÉJE

A Little Bird újratölthető akkumulátort tartalmaz, amit úgy terveztek, hogy kitartson a termék teljes élettartamáig. Ha mégis szüksége lenne egy csereakkumulátorra, lépjen kapcsolatba az Ügyfélszolgálattal, ahol tájékoztatást adnak a jóállásban foglalt és a jóálláson kívül eső akkumulátorcserével kapcsolatban.

ELEMEKRE VONATKOZÓ IRÁNYELV

 Ez a szimbólum azt jelzi, hogy az elemek nem dobhatók háztartási hulladék közé, mivel olyan anyagokat tartalmaznak, amelyek károsak lehetnek a környezetre és az egészségre. Kérjük, vigye a használt elemeket a kijelölt gyűjtőhelyre.

WEEE-MAGYARÁZAT

 Ez a jelölés azt jelzi, hogy ezt a terméket az Európai Unióban nem szabad a háztartási hulladék közé dobni. Az ellenőrizetlen hulladékkezelésből származó környezeti vagy egészségügyi kár elkerülése végett, és a tárgyi készletek fenntartható kezelése jegyében felelősségteljesen hasznosítsa újra.

A FKA Brands Ltd. kijelenti, hogy ez a rádióberendezés eleget tesz a 2014/53/EU irányelv szükséges követelményeinek és egyéb vonatkozó rendelkezéseinek. A Megfelelőségi nyilatkozat másolatát a www.thehouseofmarley.co.uk/declaration-of-conformity


PT LITTLE BIRD

LEIA TODAS AS INSTRUÇÕES ANTES DE UTILIZAR. CONSERVE ESTAS INSTRUÇÕES PARA REFERÊNCIA FUTURA.


SUBSTITUIÇÃO DA BATERIA

O seu Little Bird inclui uma bateria vitalícia recarregável. Na hipótese pouco provável de necessitar de substituir a bateria, contacte o Serviço de Apoio ao Cliente, que lhe irá disponibilizar informações sobre o serviço de substituição da bateria ao abrigo da garantia e fora da cobertura da garantia.

INSTRUÇÕES RELATIVAMENTE ÀS PILHAS

 Este símbolo indica que as pilhas não podem ser eliminadas juntamente com o lixo doméstico, dado que contêm substâncias que podem ser prejudiciais para o meio ambiente e a saúde. As pilhas devem ser eliminadas nos pontos de recolha designados.

EXPLICAÇÃO DA REEE

 Esta marcação indica que o produto não deve ser eliminado juntamente com outros resíduos domésticos em toda a UE. Para impedir possíveis danos ambientais ou à saúde humana resultantes de uma eliminação não controlada dos resíduos, este produto deverá ser reciclado de forma responsável de modo a promover a reutilização sustentável dos recursos materiais.

Desta forma, o FKA Brands Ltd, declara que este equipamento de rádio está em conformidade com os requisitos essenciais outras provisões relevantes da Diretiva 2014/53/EU. É possível obter uma cópia da Declaração de Conformidade através do www.thehouseofmarley.co.uk/declaration-of-conformity


SK LITTLE BIRD

PRED POUŽITÍM ZARIADENIA SI PREČÍTAJTE VŠETKY POKYNY. POKYNY USCHOVAJTE NA NAHLIADNUTIE V BUDÚCNOSTI.


VÝMENA BATÉRIE

V reproduktore Little Bird sa nachádza vymeniteľná batéria navrhnutá tak, aby jej životnosť zodpovedala životnosti produktu. Ak sa stane (hoci je to nepravdepodobné), že budete potrebovať náhradnú batériu, obráťte sa na pracovníkov oddelenia služieb zákazníkom, ktorí vám poskytnú podrobné informácie o servise náhradnej batérie vykonávanom v rámci záručnej lehoty a aj po jej skončení.

POKYNY OHĽADNE BATÉRIE

 Tento znak znamená, že batérie sa nesmú likvidovať spolu s domácim odpadom, pretože obsahujú látky, ktoré môžu znečistiť životné prostredie alebo poškodiť zdravie. Batérie likvidujte v strediskách určených pre zber odpadu.

WEEE POPIS

 Tento symbol znamená, že výrobok by sa v rámci celej EU nemá vyhadzovať do domáceho odpadu. Aby nedošlo k možnému znečisteniu životného prostredia alebo poškodeniu zdravia v dôsledku nekontrolovaného odpadu, je potrebné pristupovať k recyklovaniu zodpovedne a propagovať tak opätovné použitie zdrojových materiálov.


Spoločnosť FKA Brands Ltd. týmto vyhlasuje, že toto rádiové zariadenie je v súlade so základnými požiadavkami a ďalšími relevantnými ustanoveniami Smernice 2014/53/EÚ. Kópiu vyhlásenia o zhode získate na adrese www.thehouseofmarley.co.uk/declaration-of-conformity

PRZED UŻYCIEM NALEŻY PRZECZYTAĆ CAŁĄ INSTRUKCJĘ.
INSTRUKCJĘ NALEŻY ZACHOWAĆ NA PRZYSZŁOŚĆ.


WYMIANA BATERII

Głośnik Little Bird został wyposażony w baterie wielokrotnego ładowania o żywotności porównywalnej z żywotnością produktu. W przypadku wystąpienia sytuacji wymagającej wymianę baterii należy skontaktować się działem obsługi klienta, który zapewni informacje dotyczące gwarancji oraz usługi wymiany baterii nieobjętej gwarancją.

DYREKTYWA DOT. BATERII

 Ten symbol oznacza, że baterii nie można wyrzucać wraz z odpadami domowymi, ponieważ baterie zawierają substancje, które mogą być szkodliwe dla środowiska oraz zdrowia. Baterie należy dostarczyć do wyznaczonych punktów zbiórki.

OBJAŚNIENIE WEEE

 Ten znak wskazuje, że na obszarze UE przyrzędu nie wolno pozbywać się wyrzucając do śmieci domowych. Aby chronić środowisko i zdrowie, którym zagraża nieodpowiednia utylizacja odpadów, przyrząd należy recyklingować, aby umożliwić odzysk materiałów, z których został wykonany.

Niniejszym firma FKA Brands Ltd oświadcza, że to urządzenie radiowe jest zgodne z podstawowymi wymaganiami oraz innymi właściwymi postanowieniami Dyrektywy 2014/53/EU. Kopię Deklaracji zgodności można uzyskać pod

www.thehouseofmarley.co.uk/declaration-of-conformity


ПРОЧЕТЕТЕ ВСИЧКИ ИНСТРУКЦИИ ПРЕДИ УПОТРЕБА И ГИ
ЗАПАЗЕТЕ ЗА БЪДЕЩА СПРАВКА.

ПРЕДУПРЕЖДЕНИЕ: БАТЕРИИТЕ (КУТИЯТА С БАТЕРИИ ИЛИ
ПОСТАВЕНИТЕ БАТЕРИИ) НЕ ТРЯБВА ДА СЕ ИЗЛАГАТ НА
ПРЕКАЛЕНО ЗАТОПЛЯНЕ КАТО СЛЪНЧЕВА ТОПЛИНА, ОГЪН
ИЛИ ДРУГИ ПОДОБНИ. ВНИМАНИЕ: ОПАСНОСТ ОТ ЕКСПЛОЗИЯ
АКО БАТЕРИЯТА НЕ Е ПОСТАВЕНА ПРАВИЛНО. ЗАМЕНЕТЕ
ЕДИНСТВЕНО СЪС СЪЩИЯ ИЛИ С ПОДОБЕН ВИД.


ЗАМЯНА НА БАТЕРИЯТА:

Вашият Little Bird включва зареждащи се батерии, предназначени да издържат през целия живот на продукта. В малко вероятния случай, когато се наложи замяна на батерията, моля свържете се с отдела за клиентско обслужване, който ще Ви осигури информация за гаранцията и услугата за замяна на батерията извън гаранция.

ДИРЕКТИВА ЗА БАТЕРИЯТА

 Този символ показва, че батериите не трябва да се изхвърлят с битовите отпадъци, защото съдържат вещества, които може да са опасни за околната среда и за здравето. Моля, изхвърляйте батериите на предназначените за тази цел места.

ОЕЕО ОБЯСНЕНИЕ

 Това маркиране показва, че този продукт не трябва да се

изхвърля с други битови отпадъци в границите на ЕС. За предотвратяване на евентуална щета за околната среда или за човешкото здраве поради безконтролно изхвърляне на боклука, рециклирайте го отговорно, за да съдействате за екологичната многократна употреба на материалните ресурси.

С настоящето, FKA Brands Ltd, декларира, че това радиосъоръжение е в съответствие на основните изисквания и на други необходими условия на Директива 2014/53/EU. Копие от Декларацията за съответствие може да бъде получено от www.thehouseofmarley.co.uk/declaration-of-conformity


RO LITTLE BIRD

CITIȚI TOATE INSTRUCȚIUNILE ÎNAINTE DE UTILIZARE ȘI PĂSTRAȚI-LE PENTRU A LE CONSULTA ÎN VIITOR.


ÎNLOCUIREA BATERIILOR

Difuzorul Little Bird include un acumulator conceput să reziste pe toată durata de viață a produsului. În cazul improbabil în care ați fi obligat să înlocuiți acumulatorul, contactați Serviciul Clienți care vă va informa cu privire la garanția produsului dumneavoastră și la înlocuirea acumulatorului după expirarea garanției.

DIRECTIVA PRIVIND BATERIILE ȘI ACUMULATORII

 Acest simbol indică faptul că nu este permis să se arunce bateriile și acumulatorii cu deșeurile menajere deoarece conțin substanțe care pot dăuna mediului și sănătății. Vă recomandăm să predați bateriile și acumulatorii uzați la punctele de colectare puse la dispoziție.

EXPLICAȚIA DEEE

 Acest simbol indică faptul că acest produs nu trebuie eliminat împreună cu alte deșeuri menajere pe teritoriul UE. Pentru a preveni posibile prejudicii asupra mediului sau sănătății umane din cauza eliminării necontrolate a deșeurilor, reciclați-l cu responsabilitate pentru a favoriza reutilizarea durabilă a resurselor materiale.

FKA Brands Ltd declară că acest dispozitiv radio este în conformitate cu cerințele esențiale și alte prevederi relevante ale Directivei 2014/53/EU. Un exemplar al Declarației de conformitate poate obținut de la www.thehouseofmarley.co.uk/declaration-of-conformity


AR LITTLE BIRD

اقرأ كل الإرشادات وافهمها قبل استخدام المنتج بعناية والاحتفاظ بها للرجوع إليها.


استبدال البطارية

يحتوي نظام Little Bird على بطارية قابلة لإعادة الشحن مصممة خصيصًا للاستمرار على مدار عمر المنتج. في حالة احتياجك لبطارية بديلة، وهو أمر بعيد الاحتمال، يرجى الاتصال بخدمة العملاء حيث يمكنك الحصول على التفاصيل حول خدمة استبدال البطارية داخل الضمان أو خارجه.

تعليمات البطارية

 يشير هذا الرمز إلى أن البطاريات ينبغي عدم التخلص منها مع سائر المخلفات المنزلية لأنها تحتوي على مواد قد تضر بالبيئة والصحة. يرجى التخلص من البطاريات في أماكن التجميع المخصصة.

مخلفات الأجهزة الكهربائية / الإلكترونية

 يشير هذا الرمز إلى أن المنتج ينبغي عدم التخلص منه مع سائر المخلفات المنزلية الأخرى في جميع أنحاء الاتحاد الأوروبي. لتفادي وقوع الضرر على البيئة أو الصحة البشرية بسبب التخلص من النفايات بطرق غير خاضعة للضوابط، يرجى إعادة تدويرها على نحو مسؤول لتعزيز إعادة الاستخدام

تقر FKA Brands Ltd بموجبه أن هذا الجهاز اللاسلكي يأتي متوافقاً مع المتطلبات اللازمة وغيره من الأحكام ذات الصلة من الأمر الإرشادي EU/٥٣/٢٠١٤. ويمكن الحصول على نسخة من إعلان المطابقة على

www.thehouseofmarley.co.uk/declaration-of-conformity

CN LITTLE BIRD


使用之前請閱讀所有指南並妥善保存以備未來參考

更換電池


Little Bird 隨帶一個可充電電池。設備使用期內無需更換電池。

當您因某種特殊原因需要更換電池時，請與客服聯繫。客服人員將為您提供詳盡的保修期內和保修期後更換電池的服務說明。

廢舊電池的處理

 此符號表示電池不得與家庭廢物一起丟棄，因為電池含有對環境和健康有害的成分。請將廢舊電池送至指定的收集處。

歐共體廢棄電子電器設備指南(WEEE)解釋

 此標識表示在歐共體內本產品不得與家庭廢物一起丟棄。無控制的廢物丟棄有害環境或健康，必須避免。請盡力回收廢舊設備，使其持續得以再生利用。

FKA分銷有限公司在此聲明，此無線設備符合2014/53/EU指南的基本要求和其它相關條款。請訪問www.thehouseofmarley.co.uk/declaration-of-conformity以獲取合規聲明的副本。

NCC WARNING MESSAGE

低功率電波輻射性電機管理辦法

第十二條 經型式認證合格之低功率射頻電機，非經許可，公司、商號或使用者均不得擅自變更頻率、加大功率或變更原設計之特性及功能。

第十四條 低功率射頻電機之使用不得影響飛航安全及干擾合法通信；經發現有干擾現象時，應改善至無干擾時方得繼續使用。

前項合法通信，指依電信法規定作業之無線電通信。

低功率射頻電機須忍受合法通信或工業、科學及醫療用電波輻射性電機設備之干擾。


ID LITTLE BIRD

BACA SEMUA PETUNJUK SEBELUM PENGGUNAAN DAN SIMPAN PETUNJUK INI UNTUK RUJUKAN DI MASA MENDATANG.


PENGGANTIAN BATERAI

Little Bird Anda mencakup baterai isi ulang yang dirancang untuk bisa dipakai selama masa pakai produk. Apabila Anda memerlukan baterai pengganti, hubungi Layanan Pelanggan yang akan memberikan detail tentang layanan baterai pengganti garansi dan di luar garansi.

ARAHAN BATERAI

 Simbol ini menunjukkan bahwa baterai tidak boleh dibuang bersama sampah rumah tangga karena mengandung zat yang dapat merusak lingkungan dan kesehatan. Buang baterai di tempat pengumpulan yang telah ditentukan.

PENJELASAN WEEE

 Tanda ini menunjukkan bahwa produk ini tidak boleh dibuang bersama sampah rumah tangga lain di seluruh UE. Untuk mencegah kemungkinan bahaya pada lingkungan atau kesehatan manusia dari pembuangan limbah yang tidak terkendali, daur ulang produk ini secara bertanggung jawab untuk mempromosikan penggunaan kembali sumber daya bahan secara berkelanjutan.

FKA Brands Ltd dengan ini menyatakan bahwa peralatan radio ini mematuhi persyaratan penting dan ketentuan relevan lainnya dari Arahan 2014/53/EU. Salinan Pernyataan Kepatuhan bisa diperoleh dari www.thehouseofmarley.co.uk/declaration-of-conformity


KR LITTLE BIRD

사용 전에 모든 지침을 읽고 이후 참조할 수 있도록 보관해 두십시오.


배터리 교체

LITTLE BIRD에는 제품의 수명을 지속하도록 설계된 재충전 배터리가 포함되어 있습니다. 드물지만 배터리를 교체해야 하는 경우에는 고객 서비스 부서에 문의하여 보증 및 보증 외 배터리 교체 서비스에 대한 상세 정보를 확인하십시오.

배터리 지침

 이 기호는 배터리가 환경 및 건강에 해를 끼칠 수 있는 물질을 함유하고 있으므로 가정용 쓰레기로 폐기해서는 안 된다는 것을 나타냅니다. 배터리를 지정된 수거 장소에 버리십시오.

WEEE 설명

 이 표시는 이 제품을 EU 전역에서 다른 가정용 쓰레기와 함께 폐기해서는 안 된다는 것을 나타냅니다. 통제되지 않은 쓰레기 폐기로 인해 환경이나 인체에 해를 끼치지 않도록 하려면 책임감을 갖고 재활용하여 물질 자원의 지속 가능한 재사용을 촉진하십시오.

FKA BRANDS LTD는 이 무선 장비가 DIRECTIVE 2014/53/EU의 필수 요건 및 기타 관련 조항을 준수함을 선언합니다. 적합성 선언서 (DECLARATION OF CONFORMITY) 사본은 www.thehouseofmarley.co.uk/declaration-of-conformity에서 얻을 수 있습니다.

제12조 DGT의 허가 없이 회사, 기업 또는 사용자는 주파수를 변경하거나 송전을 개선하거나 원래 특성은 물론 성능을 공인된 저전력 무선 주파수 장치로 바꿀 수 없습니다.

제14조 저전력 무선 주파수 장치는 항공기 보안에 영향을 미치거나 합법적 통신을 간섭해서는 안 됩니다. 이를 발견한 경우 사용자는 간섭을 하지 않을 때까지 즉시 작동을 중지해야 합니다. 앞서 말한 합법적 통신이라 함은 무선 통신이 전기통신법에 따라 작동된다는 뜻입니다. 저전력 무선 주파수 장치는 합법적 통신 또는 ISM 전파 방출 장치의 간섭에 민감해야 합니다.



인증받은자의 상호: (주)디엠에이씨인터내셔널
제품명/모델명:특정소출력 무선기기(무선데이터통신시스템용
무선기기)/EM-JE123 제조자 및 제조국가:
FKA Distributing Co., LLC / China
제조년월:2022-09
인증번호: R-C-DMV-EM-JE123
모델명 (Model): EM-JE123

해당 무선설비는 운용 중 전파혼신 가능성이 있음
해당 무선설비는 전파혼신 가능 성이 있으므로 인명안전과 관련된
서비스는 할 수 없음



To prevent possible hearing damage, do not listen at high volume levels for long periods. Full instruction and warranty details can be found at <http://www.thehouseofmarley.com/instructionbooks>.

Con el fin de evitar lesiones auditivas, se aconseja no escuchar a un volumen excesivamente alto durante un periodo prolongado. Para ver los detalles completos y las excepciones, consulte <http://www.thehouseofmarley.com/instructionbooks>

Afin d'éviter tout dommage auditif possible, ne pas écouter à un volume sonore élevé pendant une période prolongée. Pour les informations complètes et les exceptions, rendez-vous sur <http://www.thehouseofmarley.com/instructionbooks>

Um mögliche Hörschäden zu vermeiden, stellen Sie die Lautstärke nicht über einen längeren Zeitraum sehr hoch ein. Weitere Informationen und Ausnahmen erhalten Sie hier <http://www.thehouseofmarley.com/instructionbooks>

Per evitare possibili danni all'udito, non ascoltare audio a livelli elevati di volume per lunghi periodi. Per tutti i dettagli e le eccezioni, visitare il sito <http://www.thehouseofmarley.com/instructionbooks>

Marley and the Marley logo are registered trademarks of Fifty-Six Hope Road Music Limited and the use of such marks by House of Marley is under license. The Bluetooth® word mark and logos are registered trademarks owned by Bluetooth® SIG, Inc. and any use of such marks by The House of Marley is under license.

CAUTION

Risk of explosion if battery is replaced by an incorrect type.

Dispose of used batteries according to the instructions.

Do not disposal of a battery into fire or a hot oven, or mechanically crushing or cutting of a battery, that can result in an explosion.

Do not leaving a battery in an extremely high temperature surrounding

environment that can result in an explosion or the leakage of flammable liquid or gas.

Do not expose the battery to extremely low air pressure that may result in an explosion or the leakage of flammable liquid or gas.

Operating frequency band: 2402 – 2480 MHz

CE BT Max Transmitted Power :

Left Ear: 6.16 dBm, Right Ear: 5.88 dBm.

DISTRIBUTED BY:

House of Marley, LLC

3000 North Pontiac Trail, Commerce Township,
MI 48390 USA

Distributed in Europe by FKA Brands Ltd.,
Somerhill Business Park, Five Oak Green Rd,
Tonbridge, Kent TN11 0GP, UK

Distributed in Australia by
HoMedics Australia Pty Ltd,
14 Kingsley Close,
Rowville, Victoria 3178.

Distributed in New Zealand by
CDB Media Ltd,
4 Lovell Court,
Albany, Auckland, New Zealand 0800 232 633

Imported into the UK by
FKA Brands Ltd, Tonbridge, TN110GP, UK.

Imported into the EU by
FKA Brands Ltd, 29 Earlsfort Terrace, Dublin 2. IE

QS-EMJE123

HVIN: EM-JE123

FCC ID:PVB-EMJE123

IC:10613A-EMJE123

© 2023 House of Marley, LLC.
All Rights Reserved.



Tonbridge, TN11 0GP, UK



29 Earlsfort Terrace, Dublin 2. IE



WARRANTY

Garantie / Garantia / Garantie / Garanzia / Garantie /
保証 / 保修單 / 보증

House of Marley, LLC sells its products with the intent that they are free of defects in manufacture and workmanship for a period of two (2) years from the date of original purchase, except as noted below. House of Marley, LLC warrants that its products will be free of defects in material and workmanship under normal use and service. This warranty extends only to consumers and does not extend to Retailers.

To obtain warranty service on your House of Marley, LLC product, contact a Consumer Relations Representative by telephone at 1-888-251-1076 for assistance. Please be sure to have the model number of the product available.

House of Marley, LLC does not authorize anyone, including, but not limited to, Retailers, the subsequent consumer purchaser of the product from a Retailer or remote purchasers, to obligate House of Marley, LLC in any way beyond the terms set forth herein. This warranty does not cover damage caused by misuse or abuse; accident; the attachment of any unauthorized accessory; alteration to the product; improper installation; unauthorized repairs or modifications; improper use of electrical/power supply; loss of power; dropped product; malfunction or damage of an operating part from failure to provide manufacturer's recommended maintenance; transportation damage; theft; neglect; vandalism; or environmental conditions; loss of use during the period the product is at a repair facility or otherwise awaiting parts or repair; or any other conditions whatsoever that are beyond the control of House of Marley, LLC.

This warranty is effective only if the product is purchased and operated in the country in which the product is purchased. A product that requires modifications or adoption to enable it to operate in any other country than the country for which it was designed, manufactured, approved and/or authorized, or repair of products damaged by these modifications is not covered under this warranty.

The warranty provided herein shall be the sole and exclusive warranty. There shall be no other warranties express or implied including any implied warranty of merchantability or fitness or any other obligation on the part of the company with respect to products covered by this warranty. House of Marley, LLC shall have no liability for any incidental, consequential, or special damages. In no event shall this warranty require more than the repair or replacement of any part or parts which are found to be defective within the effective period of the warranty. No refunds will be given. If replacement parts for defective materials are not available, House of Marley, LLC reserves the right to make product substitutions in lieu of repair or replacement.

This warranty does not extend to the purchase of opened, used, repaired, repackaged and/or resealed products, including but not limited to sale of such products on internet auction sites and/or sales of such products by surplus or bulk resellers. Any and all warranties or guarantees shall immediately cease and terminate as to any products or parts thereof which

are repaired, replaced, altered, or modified, without the prior express and written consent of House of Marley, LLC.

This warranty provides you with specific legal rights. You may have additional rights which may vary from state to state and country to country. Because of individual state and country regulations, some of the above limitations and exclusions may not apply to you.

In India: Warranty is only for products imported and marketed by Imagine Marketing Pvt. Ltd.

Contact: Imagine Marketing Pvt. Ltd. Consumer Relations at 022-42102401.

House of Marley, garantiza que este producto está libre de defectos de material y mano de obra durante un periodo de 2 años a partir de la fecha de compra. Esta garantía no cubre los daños causados por el mal uso o abuso, accidentes, acoplamiento de accesorios no autorizados, cualquier alteración al producto, u otras condiciones ajenas al control de House of Marley,. Aquí <http://www.thehouseofmarley.com/instructionbooks> podrá consultar la hoja de instrucciones íntegra y los detalles de la garantía.

House of Marley, garantit ce produit contre tout défaut de matière et de fabrication pendant 2 ans à compter de la date d'achat. Cette garantie ne couvre pas tout dommage occasionné par un usage incorrect ou abusif, un accident, le raccordement de tout accessoire non autorisé, la modification du produit ou par toute autre situation, de quelque nature qu'elle soit, indépendante de House of Marley,. Vous trouverez les instructions complètes et les informations relatives à la garantie à l'adresse <http://www.thehouseofmarley.com/instructionbooks>

FKA Brands Ltd verkauft seine House of Marley, Produkte mit dem Ziel, dass diese frei von Mängeln und technischen Defekten sind. FKA Brands Ltd gewährt auf seine House of Marley,- Produkte eine 2-jährige Herstellergarantie auf neue Produkte ab dem Kaufdatum. Diese Garantie gilt nicht für Schäden durch unsachgemäßen Gebrauch oder Missbrauch sowie bei Anbringung von unzulässigem Zubehör sowie bei selbst vorgenommenen Änderungen am Produkt. Ein Garantieanspruch ist für gebraucht gekaufte Produkte ausgeschlossen. Die Garantie gilt für Produkte, die für den bestimmungsgemäßen Gebrauch innerhalb der EU und Großbritannien hergestellt worden sind. FKA Brands Ltd und seine angeschlossenen Gesellschaften haften nicht für Neben-, Folgeschäden. Im Garantiefall wenden Sie sich bitte unter Vorlage des Kaufbeleges an FKA Brands Ltd, Somerhill Business Park, Five Oak Green Road, Tonbridge, Kent TN11 0GP oder kontaktieren unseren Kundenservice per Email cs@thehouseofmarley.de bzw. Telefonisch unter 069 – 380 789 675. Unabhängig von dieser Garantie haben Sie selbstverständlich die vollen gesetzlichen Gewährleistungsrechte gegenüber dem Verkäufer. Im Gewährleistungsfall wenden Sie sich bitte mit dem entsprechenden Kaufbeleg an den Verkäufer.

House of Marley, garantisce il presente prodotto contro difetti di materiale e lavorazione per un periodo di 2 anni dalla data di acquisto. La presente garanzia non copre eventuali danni causati dall'utilizzo improprio del prodotto, da eventi accidentali, dall'uso di accessori non omologati, da alterazioni apportate al prodotto o da altre condizioni al di fuori del controllo di House of Marley,.

Le istruzioni complete e i dettagli sulla garanzia sono disponibili alla pagina <http://www.thehouseofmarley.com/instructionbooks>

-Komplette anvisninger og oplysninger om garanti kan findes på: <http://www.thehouseofmarley.com/instructionbooks>

-Teljes útmutató és garancianyilatkozat:
<http://www.thehouseofmarley.com/instructionbooks>

-Pełna instrukcja i warunki gwarancji są dostępne na stronie:
<http://www.thehouseofmarley.com/instructionbooks>

-Úplné pokyny a detaily záruky nájdete na:
<http://www.thehouseofmarley.com/instructionbooks>

-Правила и условия гарантии полностью изложены по адресу:
<http://www.thehouseofmarley.com/instructionbooks>

-De volledige handleiding en garantiegegevens kunnen hier worden gevonden:
<http://www.thehouseofmarley.com/instructionbooks>

-Fullstendige instruksjoner og garantidetajler kan finnes på:
<http://www.thehouseofmarley.com/instructionbooks>

-Täydelliset ohjeet ja takuu löytyvät osoitteesta:
<http://www.thehouseofmarley.com/instructionbooks>

-Fullständiga instruktioner och garantiinformation finns på:
<http://www.thehouseofmarley.com/instructionbooks>

-Μπορείτε να βρείτε πλήρεις οδηγίες και λεπτομέρειες για την εγγύηση στη διεύθυνση:
<http://www.thehouseofmarley.com/instructionbooks>

-Instruções completas e informações da garantia podem encontrar-se em:
<http://www.thehouseofmarley.com/instructionbooks>

-Talimat ve garanti detaylarının tamamına:
<http://www.thehouseofmarley.com/instructionbooks> adresinden erişilebilir

WARRANTY – AUSTRALIA (TWO YEAR WARRANTY)

We or us means HoMedics Australia Pty Ltd ACN 31 103 985 717 and our contact details are set out at the end of this warranty; **You** means the purchaser or the original end-user of the Goods. You may be a domestic user or a professional user; **Supplier** means the authorized distributor or retailer of the Goods that sold you the Goods in Australia and New Zealand; and **Goods** means the product or equipment which was accompanied by this warranty and purchased in Australia and New Zealand.

Our Goods come with guarantees that cannot be excluded under the Australian Consumer Law. You are entitled, subject to the provisions of the Australian Consumer Law, to a replacement or refund for a major failure and for compensation for any other reasonably foreseeable loss

or damage. You are also entitled, subject to the provisions of the Australian Consumer Law, to have the Goods repaired or replaced if the goods fail to be of acceptable quality and the failure does not amount to a major failure. This is not a complete statement of your legal rights as a consumer.

FOR NEW ZEALAND:

Our Goods come with guarantees that cannot be excluded under the Consumer Guarantees Act 1993. This guarantee applies in addition to the conditions and guarantees implied by that legislation.

THE WARRANTY:

HoMedics Australia Pty Ltd sells its products with the intent that they are free of defects in manufacture and workmanship under normal use and service. In the unlikely event that your HoMedics Australia Pty Ltd product proves to be faulty within 2 year from the date of purchase due to workmanship or materials only, we will replace it at our own expense, subject to the terms and conditions of this guarantee. The warranty period is limited to 3 months from the date of purchase for products used commercially/professionally.

TERMS AND CONDITIONS:

In addition to the rights and remedies that you have under the Australian Consumer Law, Consumer Guarantees Act of New Zealand or any other applicable law and without excluding such rights and remedies warranty against defects:

1. The Goods are designed to withstand the rigors of normal household use and are manufactured to the highest standards using the highest quality components. Whilst unlikely, if, during the first 24 months (3 months commercial use) from their date of purchase from the Supplier (Warranty Period), the Goods prove defective by reason of improper workmanship or materials and none of your statutory rights or remedies apply, we will replace the Goods, subject to the terms and conditions of this warranty.
2. We do not have to replace the Goods under this Additional Warranty if the Goods have been damaged due to misuse or abuse, accident, the attachment of an operating part from failure to provide manufacturer's recommended maintenance, transportation damage, theft, neglect, vandalism, environmental conditions or any other conditions whatsoever that are beyond the control of HoMedics Australia Pty Ltd.
3. This Warranty does not extend to the purchase of used, repaired or second-hand products or to products not imported or supplied by HoMedics Australia Pty Ltd, including but not limited to those sold on offshore internet auction sites.
4. This Warranty extends only to consumers and does not extend to suppliers.
5. Even when we do not have to replace the goods, we may decide to do so anyway. In some cases, we may decide to substitute the goods with a similar alternative product of our choosing. All such decisions are at our absolute discretion.
6. All such replaced or substituted goods continue to receive the benefit

of this Additional Warranty for the time remaining on the original warranty period (or 3 months, whichever is the longest).

7. This Additional Warranty does not cover items damaged by normal wear and tear including but not limited to chips, scratches, abrasions, colouration and other minor defects, where the damage has negligible effect on the operation or performance of the goods.

8. This Additional Warranty is limited to replacement or substitution only. As far as the law permits, we will not be liable for any loss or damage caused to property or persons arising from any cause whatsoever and shall have no liability for any incidental, consequential, or special damages.

9. This warranty is only valid and enforceable in Australia and New Zealand.

MAKING A CLAIM:

In order to claim under this Warranty, you must return the goods to the supplier (place of purchase) for replacement. If this is not possible, please contact Consumers Relations by email at thehouseofmarley@homedics.com.au or at the address below.

All returned goods must be accompanied by satisfactory proof of purchase which clearly indicates the name and address of the supplier, the date and place of purchase and identification of the product. It is best to provide an original, legible and unmodified receipt or sales invoice. You must bear any expense for return of the goods or otherwise associated with making your claim under this Additional Warranty.

Distributed in Australia by
HoMedics Australia Pty Ltd,
14 Kingsley Close, Rowville
Victoria 3178.

Distributed in New Zealand by
CDB Media Ltd,
4 Lovell Court,
Albany, Auckland, New Zealand 0800 232 633

HOUSE OF MARLEY, LLC HEADQUARTERS

3000 N Pontiac Trail

Attn: Dept. 168

Commerce Township, MI 48390

248-863-3000

CONSUMER SUPPORT

1-888-251-1076

8:30am to 7:00pm, Eastern

Monday through Friday

LITTLE BIRD QUICK START GUIDE

TheHouseofMarley.com



**BOB MARLEY™
MARLEY™
BOBMARLEY.COM**

©Fifty-Six Hope Road Music Ltd., 2011-2023.
Right of Publicity and Persona Rights.
Fifty-Six Hope Road Music Ltd. EM-JE123

Marley, the Marley logo, Bob Marley and the Bob Marley logo are registered trademarks of Fifty-Six Hope Road Music Limited and any use of such marks by The House of Marley is under license. The Bluetooth® word mark and logos are registered trademarks owned by Bluetooth® SIG, Inc. and any use of such marks by The House of Marley is under license.